



myStop for Westport Transit





Background

You may use the myStop App on your iPhone, Android device or Desktop to get real time information about the Westport commuter shuttles (operated by Norwalk Transit). Follow the instructions below for your preferred platform to get started.

iPhone

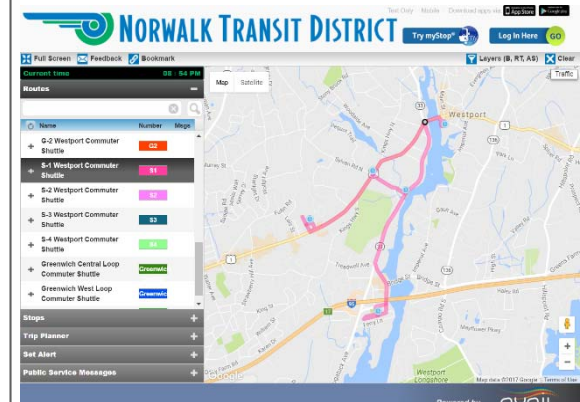
- 1) Go to the App store 
- 2) Search for “myStop Mobile” 
- 3) Download App
- 4) Answer: Allow myStop to access your location while you are using the App
- 5) Search for “Norwalk” and select “Norwalk Transit District” (only needed the first time)
- 6) Scroll down to choose your Westport shuttle route, which will appear below most of the Norwalk routes

Android

- 1) Go to the Android Play store 
- 2) Search for “myStop Mobile” 
- 3) Download App
- 4) Return to home screen
- 5) Launch myStop App
- 6) Search for “Norwalk” and select “Norwalk Transit District” (only needed the first time)
- 7) Scroll down to choose your Westport shuttle route, which will appear below most of the Norwalk routes

Desktop

Navigate in your browser to:
mystop.norwalktransit.com



“Stops” on myStop represent intermediate points. You may board anywhere along the route.

Please send your comments and questions to: info@norwalktransit.com